



 **41,5%**



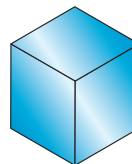
**NATURAL**  
REFRIGERANT  
R290

## Key Features

The IM-24oANE-HC is a modular cube ice maker, which utilises Natural Refrigerant R290.

-  Energy efficient, with savings of 41,5% compared to HFC equivalent model.\*
- ✓ Largest member of the Emerald Class, Hoshizaki's new range of climate friendly ice makers.
- ✓ Can produce up to 235 kg of cube ice per 24 hours respectively (AT.10°C.WT.10°C).
- ✓ Unique ice making system that has an automatic rinse cycle. After every new batch of ice, the water reservoir drains and refills with fresh water. System comes with a magnetic water pump that has no direct coupling, which prevents any leakage.
- ✓ Closed water circuit offers the ultimate contamination protection, by reducing the number of points at which impurities can enter the ice making process.
- ✓ Electronically controlled to ensure an optimised ice making process under varying circumstances without the need for physical adjustments. Quality of ice is always consistent.
- ✓ Easily cleanable air filter allows end-users to carry out routine cleaning schedules. Extends product life expectancy and reduces the frequency and costs of maintenance call-outs.
- ✓ Stainless steel exterior with integrated door handles provides a hygienic and high quality finish.

\* Based on Internal comparative study. Please contact your local sales branch to find out more.



Ice: Cube (L)  
Size: Approx. 28 x 28 x 32mm



## Available Models

Model	Air Cooled	Water Cooled
IM-24oANE-HC	✓	
IM-24oANE-HC-23	✓	

## Bins

Model	Type of Bin	Max. Bin Capacity approx.
B-301SA	Modular	144kg
B-501SA, Top Kit - TK 8 D		217kg
B-801SA, Top Kit - TK 8 D + TK 18 D		348kg

## Production

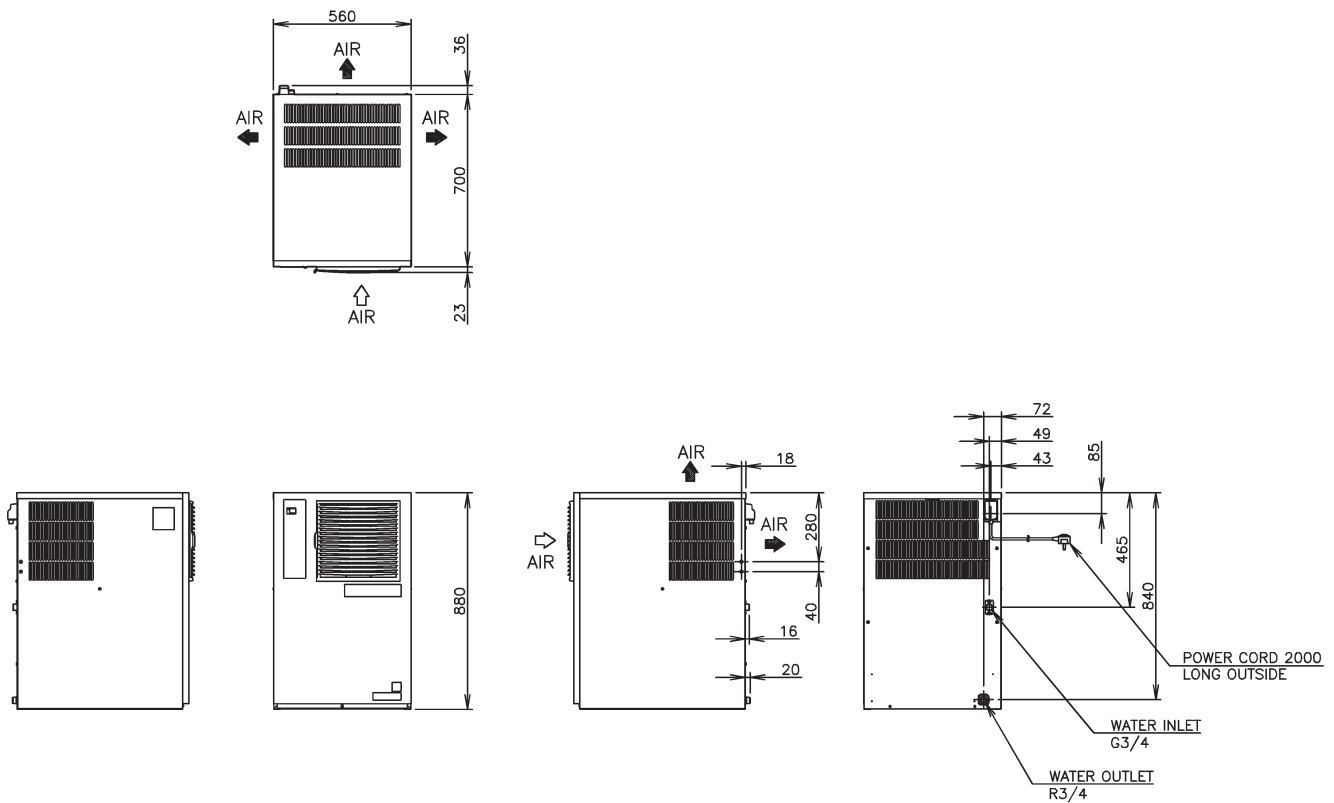
Model	Ice Production per 24h approx.	Temperature	Ice Production per Cycle approx.	Water Consumption per 24h approx.
IM-24oANE-HC	235kg 210kg 190kg	AT.10°C, WT.10°C AT.21°C, WT.15°C AT.32°C, WT.21°C	3.2kg/140 pcs	0,67m <sup>3</sup> 0,32m <sup>3</sup> 0,29m <sup>3</sup>

For more information visit our website at [www.hoshizaki-europe.com](http://www.hoshizaki-europe.com)

Hoshizaki Europe B.V. retains the right to change products and their specifications without prior notice.



➔ CAD drawings available on our website



## Specifications

<b>Dimensions W x D x H (mm)</b>	560mm x 700mm x 880mm
<b>AC Supply Voltage</b>	1/220-240V 50Hz
<b>Electric Consumption (AT:32°C, WT:21°C)</b>	930W
<b>Heat Rejection (AT:32°C, WT:21°C)</b>	2330W
<b>Refrigerant Charge</b>	R290/147g
<b>Isolation</b>	Polyurethane
<b>Weight Gross / Net</b>	89 kg / 78 kg

## Operation Requirements

<b>Ambient Temperature</b>	1 - 40°C
<b>Water Supply Temperature</b>	5 - 35°C
<b>Water Supply Pressure</b>	0,7-8bar (0,07-0,8MPa)
<b>Voltage Range</b>	Rated Voltage ± 6%

## Accessories

Scoop
Ice Chute
Installation Kit

For more information please contact your local sales office:

Hoshizaki Belgium:  
Hoshizaki Deutschland:  
Hoshizaki France:  
Hoshizaki Iberia:  
Hoshizaki Middle East:

info@hoshizaki.be  
info@hoshizaki.de  
info@hoshizaki.fr  
info@hoshizaki.es  
sales@hoshizaki.ae

Hoshizaki Nederland:  
Hoshizaki United Kingdom:  
Other countries:

sales@hoshizaki.nl  
uksales@hoshizaki.co.uk  
sales@hoshizaki.nl

[www.hoshizaki-europe.com](http://www.hoshizaki-europe.com)