

# OPTIVEND HIGH SPEED DUO



**New!**

OptiVend HS DUO Next Generation  
*Tastes differ.*

**ANIMO**

# A NEW GENERATION

The OptiVend Next Generation of Animo is a range of instant machines for fresh, hot coffee any moment of the day. Just choose your favorite drink and a steaming cup is ready in seconds at the touch of a button.



## HIGH SPEED DUO

For situations where capacity and speed are important, Animo developed the OptiVend HIGH SPEED DUO. The High Speed Duo has two separate outlets. With one push on the button you can brew one or two jugs or cups of coffee at the same time. It is also possible

to brew simultaneously two cappuccino or two jugs with hot water, chocolate or milk. The OptiVend High Speed is available with 2 to 5 instant ingredient canisters.

More canisters means more choice.

# AT EASE ANYWHERE

The OptiVend HIGH SPEED DUO is powerful inside and beautiful outside. It's compact and flexible with its own unique look. Large buttons and LCD display are user-friendly and inviting. OptiVend High Speed can be placed in any situation where large quantities of coffee is needed in a short period of time. For instance:

- + Hospitals
- + Care homes
- + Schools
- + Sport canteens
- + Breakfast areas
- + Fast food restaurants
- + Theaters
- + Events
- ... and many more.



## OPTIONS AND ACCESSORIES

### OPTIONS

- + Extra high canisters, for more capacity, on request
- + Various payment systems (MDB), including coin mechanisms and cashless.
- + Your company logo on the door and/or side panels

### ACCESSORIES

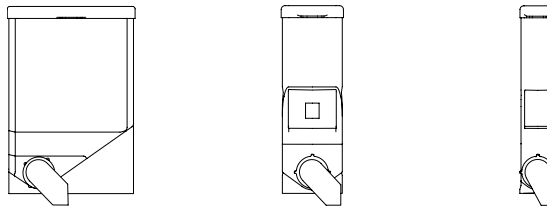
- + Cup dispenser
- + Base cabinet
- + Water filter for reduced maintenance
- + Thermos jugs in three different sizes (1.0; 1.5 and 2.0 liters)
- + Full package of cleaning products

# MODELS AND MENUS

- + Single or double simultaneous output
- + Up to 5 canisters for instant ingredients
- + Dispensing height 115 (cup tray)/ 235 mm.
- + Adjustable coffee strength
- + STOP button
- + Intelligent Energy Saving Mode
- + Cleaning program (on the control panel)
- + Usage counter
- + Adjustable rpm of mixer motor
- + Insulated stainless steel with dry-boil protection
- + Adjustable temperature
- + Stainless steel housing
- + Telemetry compatible (EVA DTS/MDB/DEX-UCS)
- + Available in white (RAL 9003), black grey (RAL 7021) and red (RAL 3001)

## LARGE CANISTERS

Large ingredient canisters last longer between refills.



	5.1 LITER	2.3 LITER	1.2 LITER
Coffee	± 1300 g / 640 cups	± 500 g / 250 cups	± 300 g / 150 cups
Topping	± 3200 g / 265 cups*	± 1350 g / 115 cups*	± 750 g / 65 cups*
Cocoa	± 3600 g / 200 cups	± 1500 g / 85 cups	± 800 g / 45 cups
Decaf			± 300 g / 150 cups

\*Cappuccino

## DRINK OPTIONS

Drink options depend on the ingredients that you select for each canister.

Adjustable controls make it easy to change the options.

DUO versions have two outlets for cups and thermos jugs.

DRINK OPTIONS	22 TS HS DUO	42 TS HS DUO	53 TS HS DUO
Coffee (cups/ jugs)	✓	✓	✓
Coffee with milk		⊙	✓
Espresso	⊙	⊙	⊙
Cappuccino		✓	⊙
Coffee choc		○	○
Wiener melange			⊙
Hot water (cups/ jugs)	✓	✓	✓
Espresso choc		○	○
(Double) Espresso	⊙	⊙	⊙
Hot chocolat (cups/ jugs)	○	○	✓
Hot milk (cups/ jugs)	○	○	✓

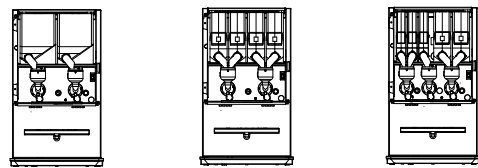
- ✓ STANDARD FACTORY SETTINGS
- ⊙ ADJUSTABLE (DEPENDING ON CHOSEN INGREDIENTS)
- OPTIONAL SOFTWARE REQUIRED

## OPTIVEND HIGH SPEED NG

(3 versions)

(Other configurations on request)

- + Suitable for cups, thermos jugs
- + Canisters: max. 5
- + Drink buttons: 12
- + W 409 x D 521 x H 686 mm



OV 22 TS HS DUO NG

Art.no: 1005194	■
Art.no: 1005195	■
Art.no: 1005196	■

OV 42 TS HS DUO NG

Art.no: 1005197	■
Art.no: 1005198	■
Art.no: 1005199	■

OV 53 TS HS DUO NG

Art.no: 1005200	■
Art.no: 1005201	■
Art.no: 1005202	■

# HIGH SPEED

- + Hourly capacity up to 150 liters / 1.250 cups.
- + Single or double simultaneous output for cups and thermos jugs.
- + Very quickly 2 thermos jugs coffee of 2 ltr. brewed in 77 seconds. 2 x 2 thermos jugs: 160 seconds.
- + Slide cup tray for cups.
- + The drink menu has 12 easily programmed drink buttons, so the choice is always yours.
- + OptiVend accommodates from 2 to 5 instant ingredient canisters. More canisters mean more choice.
- + Strength is easily adjustable to suit personal preference, because tastes differ.

# ALWAYS READY

- + OptiVend's timer is adjustable for up to three different periods of the day.
- + Energy Saving Mode minimizes power consumption when on standby.
- + The stainless-steel shell is indestructible and fully recyclable.
- + The boiler is well insulated for energy efficiency.

# QUICK AND EASY

- + OptiVend is high in capacity, making cup after cup with no waiting time.
- + With an OptiVend running on three-phase power, you can make jug after jug without any waiting time.
- + Refilling is easy, with no mess.
- + OptiVend is cleaned without opening up the machine. Easy and hygienic.
- + OptiVend comes pre-programmed, so setup is as easy as plug and play.
- + Drink options are easily set and changed. A pin code is required to avoid unintended reprogramming.

# DESIGN DETAILS

- + The design is a combination of stainless steel with a front color panel. It comes in red, white, black, grey and other RAL colours on request.
- + OptiVend's sleek design suits any interior.
- + OptiVend comes in different models: for 2 to 5 instant ingredients canisters.
- + The display and menu buttons are inviting and user-friendly.

# TECHNICAL SPECIFICATIONS

- + Brewing time, cup (120 ml): 5 seconds
- + Brewing time, thermos jugs (2 l) coffee: 2 x 2 l - 77 seconds / 4 x 2 l - 160 seconds
- + Brewing time, 2 jugs hot water 2 l: 136 seconds
- + Hourly cap. coffee: 1.250 cups (120 ml) / 150 l.
- + Hourly cap. hot water: 105 l
- + Boiler capacity: 5.5 l, stainless steel element, dry-boil protection
- + Compatible with various payment systems (MDB)
- + Water connection: 3/4"
- + Rated power: 3N~380-415V / 50-60Cy / 9675W
- + Also available: 1N~230V / 50-60Cy / 3275W

## CAPACITY AND SPEED

Quick dispensing	OV HS DUO NG
Dosing time 2 jugs of 2 L	77 sec
Dosing time 2x 2 jugs of 2 L	160 sec
Continuous brewing (no waiting time)	
Dosing time 2 jugs of 2 L	121 sec
Dosing time 2x 2 jugs of 2 L	242 sec

## More efficient



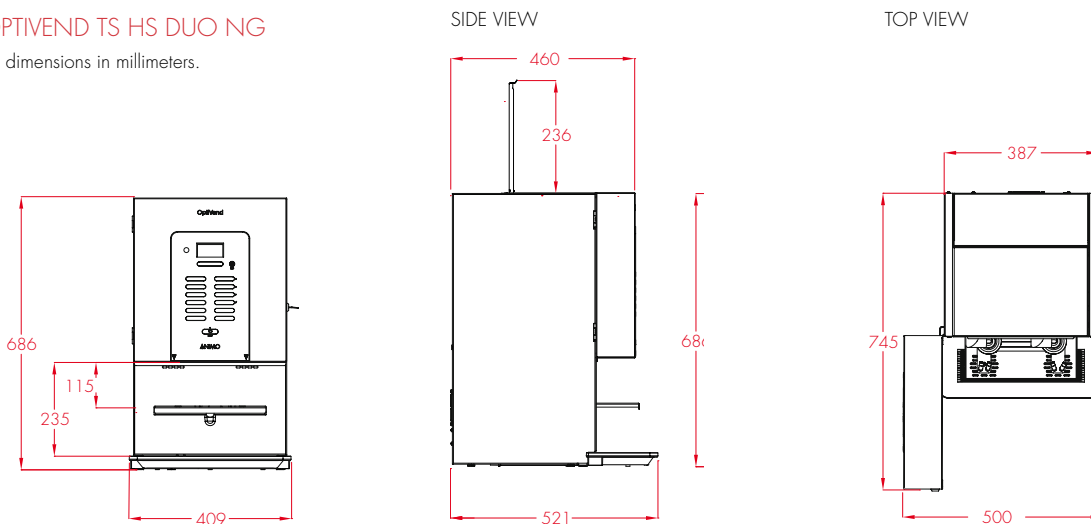
## Less efficient

Norm EVA - Energy Measurement Protocol (version 3. 0B - 14/2/2011)



## OPTIVEND TS HS DUO NG

All dimensions in millimeters.



Animo B.V.  
 Head Office  
 Assen - The Netherlands  
 www.animo.eu

Export Department  
 info@animo.nl  
 +31 (0)592 376 376

**ANIMO**