

DEALER



VISIT OUR  
WEBSITE:



**HFE Vacuum Systems .b.v.**

Het Sterrenbeeld 36  
5215 ML 's-Hertogenbosch  
The Netherlands

Phone: +31 (0) 73 627 12 71  
Fax: +31 (0) 73 623 28 28  
Email: [info@Turbovac.nl](mailto:info@Turbovac.nl)

Copyright Turbovac 2013



[WWW.TURBOVAC.NL](http://WWW.TURBOVAC.NL)

PROCESSING INDUSTRY

**CAPTURE QUALITY**





WE CAPTURE QUALITY IN OVER 70 COUNTRIES WORLDWIDE...

**TURBOVAC: CAPTURING QUALITY THAT LASTS!**

**COMPLETE PRODUCT LINE**

TURBOVAC OFFERS A COMPLETE PRODUCT LINE THAT FULFILLS THE VACUUM PACKING NEEDS FOR SMALL TO MEDIUM SIZE FOOD PROCESSING IN MANY INDUSTRIES.

**LEADING BRAND**

TURBOVAC EQUIPMENT IS DISTRIBUTED IN MORE THAN 70 COUNTRIES AND IS ONE OF THE LEADING BRANDS OF VACUUM PACKAGING MACHINES WORLDWIDE. LOCAL PRESENCE BY NETWORK OF TURBOVAC DEALERS GUARANTEES FAST SERVICE, SPARE PARTS AVAILABILITY AND TAILOR-MADE ADVICE.

**VALUE FOR MONEY**

TURBOVAC STRIVES TO DELIVER BEST- IN- CLASS MACHINES AT A VERY ATTRACTIVE PRICE. WE ONLY USE QUALITY MATERIALS TO BUILD DURABLE, RELIABLE AND LONG LASTING EQUIPMENT. THIS IS THE RESULT OF A DEDICATED TEAM OF PEOPLE ENSURING A WELL-BALANCED MIX OF QUALITY AND DELIVERING VALUE FOR MONEY FOR OUR CUSTOMERS ■



VISIT OUR WEBSITE:



PROUD OF OUR PRODUCT RANGE



TABLE TOPS Plug & play	page 6 - 7
MOBILES Versatile	page 8 - 11
DOUBLE CHAMBER Flexible & easy to use	page 12 - 13
TURBOVAC AUTOMATIC PACKAGING LINE For continuous operation	page 14 - 15
TRAY SEALERS Low investments, easy programming and very flexible	page 16 - 19
TURBOVAC THERMOFORMERS Available for Flexible and Rigid film widths	page 20 - 21
IMMERSION TANKS For shrink packages	page 22
CONVERSION TABLE Old & New	page 23



## VACUUM PACKAGING, EXTENDING SHELF LIFE, HYGIENE, PROTECTION

VACUUM PACKAGING IS A VERY COST EFFECTIVE PROCEDURE FOR PRESERVING PERISHABLE FOOD PRODUCTS. IT EXTENDS SHELF LIFE AND FITS PERFECTLY IN THE HACCP HYGIENE PROCEDURES. LOW PACKAGING MATERIAL COSTS AND SHORT PROCESS TIME MAKES VACUUM PACKAGING BY FAR THE MOST ECONOMICAL AND MOST EFFICIENT WAY OF PACKAGING PERISHABLE FOOD PRODUCTS. VACUUM PACKAGING IS ALSO AN IDEAL SOLUTION FOR OTHER APPLICATIONS, SUCH AS PROTECTING DELICATE PRODUCTS LIKE ELECTRONICS, STERILIZED PRODUCTS OR MONEY AND CAN BE USED FOR SPACE SAVING SOLUTIONS.

## SPECIALIST IN VACUUM PACKAGING, 60 YEARS EXPERIENCE

TURBOVAC, BASED IN HOLLAND, IS ONE OF THE FOUNDERS OF THE VACUUM PACKAGING MACHINE. TURBOVAC COMBINES MORE THAN 60 YEARS OF EXPERIENCE WITH CRAFTSMANSHIP, STATE OF THE ART DESIGN AND MANUFACTURING TECHNOLOGY.

## RELIABILITY, DURABILITY AND INNOVATION

THROUGH CONTINUOUS DEVELOPMENT OF ITS PRODUCTS, ADVANCED ENGINEERING AND MODERN PRODUCTION FACILITIES, TURBOVAC HAS A PROVEN TRACK RECORD AS ONE OF THE LEADERS IN THE FIELD OF VACUUM PACKAGING MACHINES, RENOWN FOR ITS QUALITY BUILD, RELIABILITY AND DURABILITY.

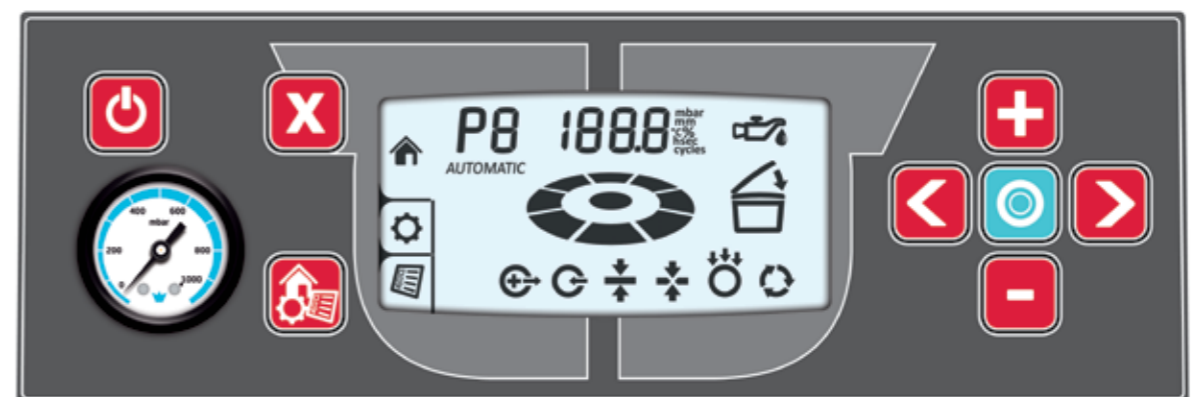
## SOME OF OUR LATEST INNOVATIONS

- › EASILY UNDERSTANDABLE, TRANSPARENT PRODUCT RANGE FOR MAKING THE RIGHT CHOICE
- › EASY AND FAST SEAL-WIRE REPLACEMENT
- › EASILY REMOVABLE SILICON BARS FOR CLEANING BEHIND THE BAR
- › HYGIENIC DESIGN FOR EASY CLEANING
- › INTUITIVE DIGITAL CONTROL UNIT, EASY TO SET AND EASY TO READ

“TOGETHER WITH YOU, WE WILL FIND A SOLUTION FOR ALL YOUR PACKAGING NEEDS”

## DIGITAL CONTROL UNIT WITH LCD DISPLAY

THE CONTROL UNIT IS COMPLETELY REDESIGNED FOR OUR NEW LINE OF MACHINES. SIMPLICITY AND USER-FRIENDLINESS WAS THE STARTING POINT. OUR SMALLER MACHINES HAVE A CONTROL UNIT WITH THE BASIC SETTINGS: VACUUM AND TIME. THE PLUG- AND-PLAY DESIGN OF THE MACHINES MAKES INSTALLATION EASY AND DOES NOT REQUIRE ANY ADJUSTMENTS IN 90% OF THE SITUATIONS.



THE PROFESSIONAL MACHINES ARE STANDARD EQUIPPED WITH A CONTROL UNIT WITH 10 PROGRAMS WHICH ALLOWS FLEXIBILITY FOR ANY SETTING AND STORING PROGRAMS. THE MORE ADVANCED MACHINES CAN BE EQUIPPED WITH A 10 PROGRAM SENSOR CONTROL SYSTEM. THE SENSOR GUARANTEES THE SHORTEST CYCLE TIME AND AN OPTIMUM VACUUM PACKAGING RESULT BECAUSE IT ACCURATELY MEASURES THE VACUUM LEVELS.

- › THE TIME CONTROLLED 10 PROGRAM MACHINES CAN EASILY BE CONVERTED INTO SENSOR CONTROLLED MACHINES LATER ON.
- › THE SPECIAL H2O PROGRAM ALLOWS PACKAGING LIQUIDS AND MOIST PRODUCTS WITHOUT SPILLAGE.
- › A COOL DOWN FEATURE EXTENDS THE PERIODS BETWEEN OIL CHANGE AND THE LIFE TIME OF THE PUMP.
- › INDICATION OF SERVICE INTERVENTION ON NUMBER OF CYCLES OR RUNNING TIME.

## TURBOVAC TABLE TOPS:

BEST CHOICE FOR RESTAURANTS, HOSPITALITY INDUSTRY, FOOD VENDORS AND CATERERS.

Our 4 table top machines have all the quality engineering and build of our industrial vacuum machines.



TABLE TOP RANGE

### SPECIFICATIONS TABLE TOPS

Transparent cover & stainless steel chamber

	SEAL LENGTH	MAX. PRODUCT HEIGHT	USEFUL CHAMBER SIZE (wxdxh)	OUTSIDE DIMENSION (wxdxh)	STANDARD VOLTAGE*	POWER CONSUMPTION	WEIGHT
TABLE TOP <b>S20</b>	280	110	280 x 310 x 110/140	360 x 500 x 340	230-1-50 Hz	0,4/0,5 kW	25 kg
TABLE TOP <b>S30</b>	320	160	320 x 330 x 160	430 x 550 x 410	230-1-50 Hz	0,5/0,7 kW	50 kg
TABLE TOP <b>S40</b>	420	180	max. 420 x 370 x 180	530 x 590 x 460	230-1-50 Hz	0,7/1,3 kW	60 kg
TABLE TOP <b>S50</b>	320	100	900 x 330 x 100	990 x 530 x 430	230-1-50 Hz	1,3 kW	115 kg

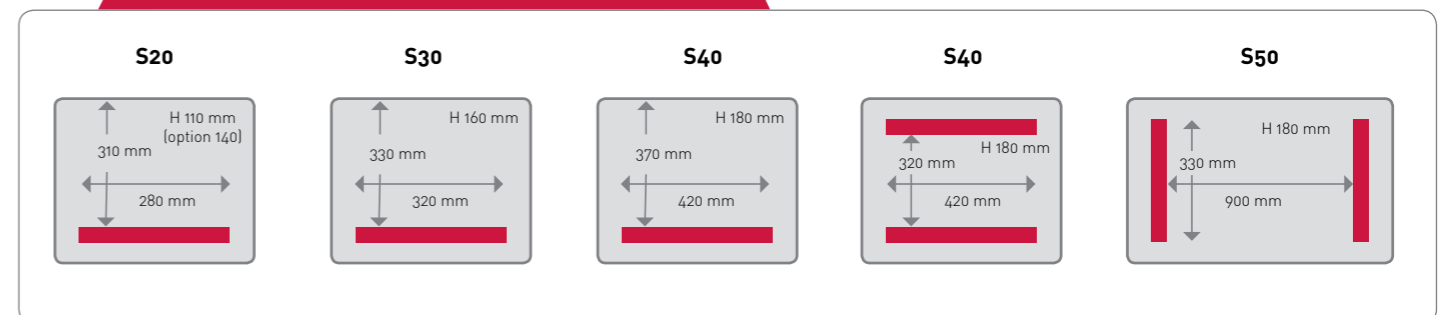
Dimensions in mm \*Machines can be supplied with all world wide voltages applicable

### OPTIONS TABLE TOPS

	DIGITAL TIME CONTROL	SENSOR CONTROL	SEAL	SEAL CONFIGURATION	GAS	PUMP CAPACITY M <sup>3</sup>	CYCLE TIME
TABLE TOP <b>S20**</b>	1 program	x	single double trenn	L	x	4 or 8 m <sup>3</sup>	20-40 sec
TABLE TOP <b>S30</b>	1 or 10 programs	sensor/H2O	single double trenn	L	gas	8 or 16 m <sup>3</sup>	20-30 sec
TABLE TOP <b>S40</b>	1 or 10 programs	sensor/H2O	double trenn 1-2	L L&L	gas	16 or 21 m <sup>3</sup>	20-30 sec
TABLE TOP <b>S50</b>	1 or 10 programs	sensor/H2O	double trenn 1-2	S&S	gas	21 m <sup>3</sup>	20-30 sec

\*\*Model S20 standard coverheight 110 mm, optional cover 140 mm height

### SEAL CONFIGURATIONS TABLE TOPS





## TURBOVAC MOBILES:

BEST CHOICE FOR BUTCHER SHOPS, RESTAURANTS, HOTEL KITCHENS, HOSPITALS, CATERERS AND THE FOOD PROCESSING INDUSTRY.

### 3 Product ranges:

1. Transparent cover, visual control, for example packaging moist and liquid products.
2. All stainless steel heavy duty industrial range, easy to clean flat working surface.
3. Aluminium range, an excellent price/quality value.



MOBILE M10, M20, M30

## SPECIFICATIONS M10, M20 & M30

Transparent cover & stainless steel chamber

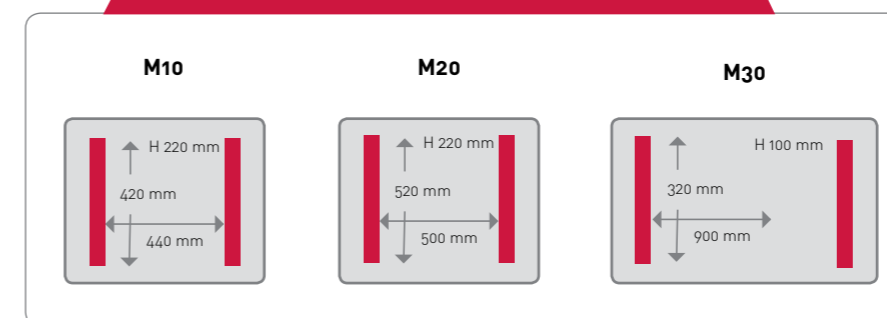
	SEAL LENGTH	MAX. PRODUCT HEIGHT	USEFUL CHAMBER SIZE (wxdxh)	OUTSIDE DIMENSION (wxdxh)	STANDARD VOLTAGE*	POWER CONSUMPTION	WEIGHT
MOBILE <b>M10</b>	2 x 420	220	440 x 420 x 220	655 x 615 x 1020	230-1-50hz/400-3-50 Hz	1,3-3,3 kW	120 kg
MOBILE <b>M20</b>	2 x 520	220	500 x 520 x 220	715 x 715 x 1020	400-3-50 Hz	3,3 kW	180 kg
MOBILE <b>M30</b>	320	100	900 x 330 x 100	990 x 530 x 1020	230-1-50 Hz/400-3-50 Hz	1,3-3,3 kW	140 kg

Dimensions in mm \*Machines can be supplied with all world wide voltages applicable

## OPTIONS M10, M20 & M30

	DIGITAL TIME CONTROL	SENSOR CONTROL	SEAL	SEAL CONFIGURATION	GAS	PUMP CAPACITY M <sup>3</sup>	CYCLE TIME
MOBILE <b>M10</b>	1 or 10 programs	sensor/H <sub>2</sub> O	double/trenn/1-2	S&S	gas	21 or 40 m <sup>3</sup>	20-40 sec
MOBILE <b>M20</b>	1 or 10 programs	sensor/H <sub>2</sub> O	double/trenn/1-2	S&S	gas	40 or 63 m <sup>3</sup>	25-35 sec
MOBILE <b>M30</b>	1 or 10 programs	sensor/H <sub>2</sub> O	double/trenn/1-2	S&S	gas	40 or 63 m <sup>3</sup>	20-25 sec

## SEAL CONFIGURATIONS M10, M20 & M30




[MORE MOBILES >](#)



MOBILE M40

### SEAL CONFIGURATIONS M40, M50 & M60



### SPECIFICATIONS M40, M50 & M60

#### STAINLESS STEEL COVER & FLAT WORKING SURFACE

	SEAL LENGTH	MAX. PRODUCT HEIGHT	USEFUL CHAMBER SIZE (wxdxh)	OUTSIDE DIMENSION (wxdxh)	STANDARD VOLTAGE*	POWER CONSUMPTION	WEIGHT	
MOBILE <b>M40</b>	620 2 x 520	600 x 500	200	max. 600 x 500 x 200	720 x 805 x 1170	400-3-50 Hz	3,3 kW	180 kg
MOBILE <b>M50</b>	820 2 x 520	800 x 500	200	max. 800 x 500 x 200	920 x 810 x 1170	400-3-50 Hz	3,5 kW	240 kg
MOBILE <b>M60</b>	1020 2 x 520	1020 x 500	200	max. 1020 x 500 x 200	1140 x 875 x 1160	400-3-50 Hz	3,5 kW	280 kg

Dimensions in mm \*Machines can be supplied with all world wide voltages applicable

### OPTIONS M40, M50 & M60

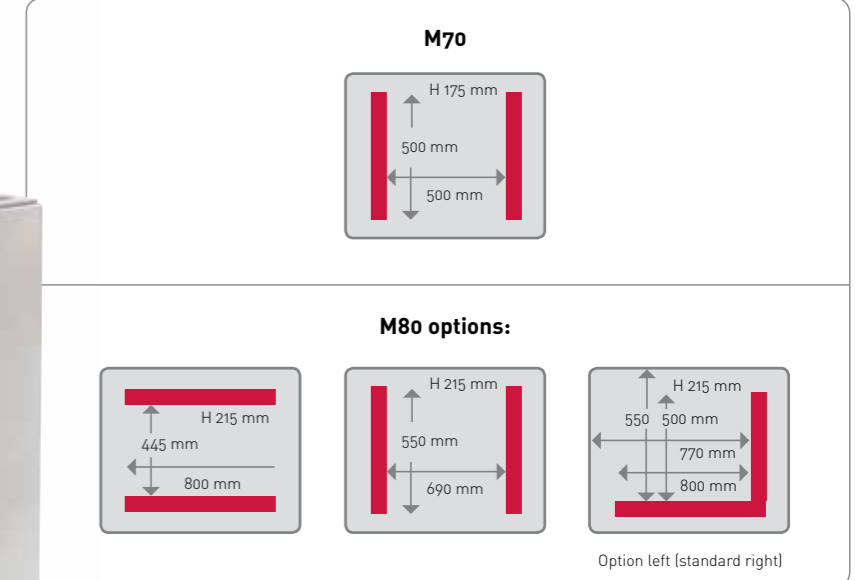
	DIGITAL TIME CONTROL	SENSOR CONTROL	SEAL	SEAL CONFIGURATION	GAS	PUMP CAPACITY M <sup>3</sup>	CYCLE TIME
MOBILE <b>M40</b>	10 programs	sensor/H <sub>2</sub> O	double trenn 1-2 bi active	L S&S L&S	gas	63 m <sup>3</sup>	20-40 sec
MOBILE <b>M50</b>	10 programs	sensor/H <sub>2</sub> O	double trenn 1-2 bi active	L&L S&S L&S	gas	63 or 100 m <sup>3</sup>	25-35 sec
MOBILE <b>M60**</b>	10 programs	sensor/H <sub>2</sub> O	double trenn 1-2 bi active	L&L S&S L&S	gas	63 or 100 m <sup>3</sup>	25-35 sec

\*\*Model M60 standard coverheight 210 mm, optional cover 260 mm height



MOBILE M80

### SEAL CONFIGURATIONS M70 & M80



### SPECIFICATIONS M70 & M80

#### ALUMINUM COVER & CHAMBER

	SEAL LENGTH	MAX. PRODUCT HEIGHT	USEFUL CHAMBER SIZE (wxdxh)	OUTSIDE DIMENSION (wxdxh)	STANDARD VOLTAGE*	POWER CONSUMPTION	WEIGHT
MOBILE <b>M70</b>	500	175	500 x 500 x 175	695 x 680 x 1035	400-3-50 Hz	3,3 kW	150 kg
MOBILE <b>M80</b>	2 x 800 2 x 550	800 x 500 215	max 800 x 500 x 215	905 x 930 x 1060	400-3-50 Hz	3,5 kW	200 kg

Dimensions in mm \*Machines can be supplied with all world wide voltages applicable

### OPTIONS M70 & M80

	DIGITAL TIME CONTROL	SENSOR CONTROL	SEAL	SEAL CONFIGURATION	GAS	PUMP CAPACITY M <sup>3</sup>	CYCLE TIME
MOBILE <b>M70</b>	1 or 10 programs	sensor/H <sub>2</sub> O	double/trenn/1-2/bi active	S&S	gas	40 or 63 m <sup>3</sup>	25-35 sec
MOBILE <b>M80</b>	1 or 10 programs	sensor/H <sub>2</sub> O	double/trenn/1-2/bi active	L&L S&S L&S	gas	63 or 100 m <sup>3</sup>	20-40 sec

## TURBOVAC DOUBLE CHAMBERS:

EFFICIENT, HIGH CAPACITY AND BUILD TO LAST.

Our new range of double chambers are reliable, durable and offer flexibility in volume production. Our machines can be equipped with semi-automatic or automatic cover movement for an even more efficient production. The double chambers can also be equipped with an external pump.

“HEAVY DUTY, INDUSTRIAL PERFORMANCE,  
INDUSTRIAL QUALITY”



DOUBLE CHAMBER L10, L30, L40



DOUBLE CHAMBER L60

### SPECIFICATIONS L10, L30, L40, L60

#### STAINLESS STEEL COVER & FLAT WORKING SURFACE

	SEAL LENGTH	MAX. PRODUCT HEIGHT	USEFUL CHAMBER SIZE (wxdxh)	OUTSIDE DIMENSION (wxdxh)	STANDARD VOLTAGE*	POWER CONSUMPTION	WEIGHT
<b>L10</b>	4 x 620	230	620 x 520 x 230	1440 x 915 x 1205	400-3-50 Hz	4,4 kW	350 kg
<b>L30</b>	4 x 820	250	820 x 700 x 250	1800 x 1100 x 1230	400-3-50 Hz	6,2-9,7 kW	600 kg
<b>L40</b>	4 x 920	270	920 x 870 x 270	2000 x 1260 x 1245	400-3-50 Hz	6,2-9,7 kW	720 kg

#### ALUMINUM COVER & FLAT WORKING SURFACE

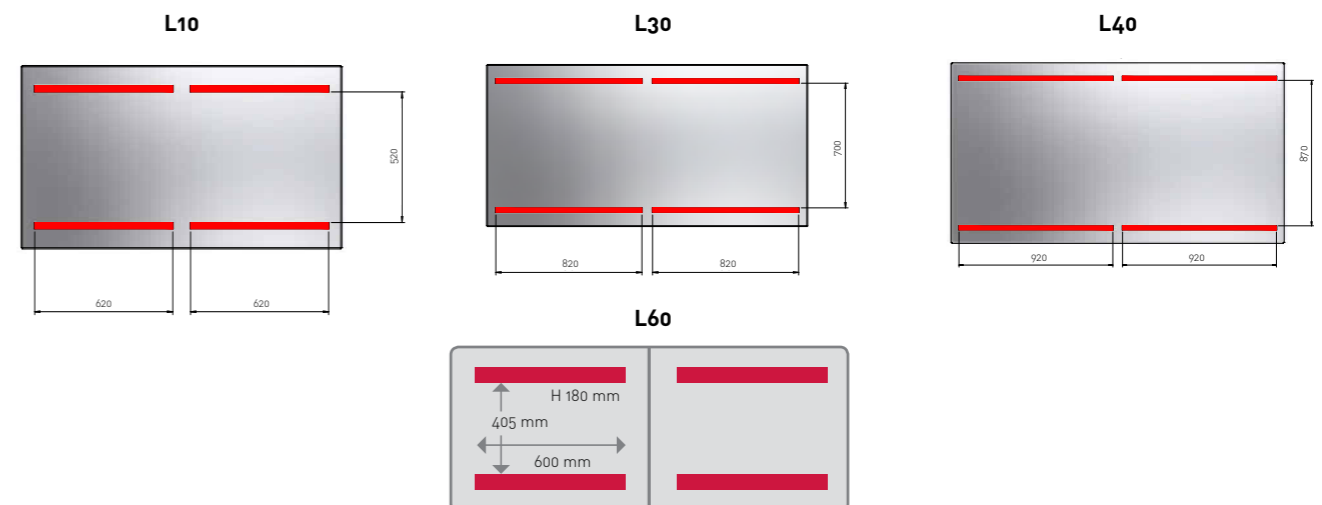
<b>L60</b>	4 x 600	180	610X510X180	1345 x 720 x 1040	400-3-50 Hz	4,4 kW	240 kg
------------	---------	-----	-------------	-------------------	-------------	--------	--------

Dimensions in mm \*Machines can be supplied with all world wide voltages applicable

### OPTIONS L10, L30, L40, L60

	DIGITAL TIME CONTROL	SENSOR CONTROL	SEAL	SEAL CONFIGURATION	GAS	PUMP CAPACITY m <sup>3</sup>	CYCLE TIME
<b>L10</b>	10 programs	sensor/H <sub>2</sub> O	double trenn 1-2 bi active	2x L&L	gas	63-100 m <sup>3</sup>	20-40 sec
<b>L30</b>	10 programs	sensor/H <sub>2</sub> O	double trenn 1-2 bi active	2x L&L	gas	160-300 m <sup>3</sup>	20 -35 sec
<b>L40</b>	10 programs	sensor/H <sub>2</sub> O	double trenn 1-2 bi active	2x L&L	gas	160-300 m <sup>3</sup>	25-40 sec
<b>L60</b>	1 or 10 programs	sensor/H <sub>2</sub> O	double trenn 1-2 bi active	2x L&L	gas	40-63-100 m <sup>3</sup>	20-40 sec

### SEAL CONFIGURATIONS L10, L30, L40, L60



## TURBOVAC AUTOMATIC PACKAGING LINE

### FOR CONTINUOUS OPERATION

- > After the machine is manually loaded, the cover closes automatically and the vacuum cycle starts.
- > After the vacuum cycle the cover automatically swings to the other working platform while the packaged products are automatically discharged on the conveyor belt and are transported into the immersion tank which automatically starts the short immersion cycle.
- > After the immersion the product is discharged on the exit table.
- > At the exit table the excess film can be removed from the shrink wrap package if 'seal 1-2' has been used.
- > The 'seal 1-2' is highly recommended when shrink bags are being used.
- > For regular vacuum bags the immersion tank is not necessary.



#### Standard

- > Rugged all stainless steel construction
- > IP65 splash water proof controls
- > Pneumatic automatic movement of the vacuum chamber
- > Manual, semi-automatic or automatic operation
- > Sensor controlled 10 program digital vacuum control unit
- > External pump connection
- > Special cleaning position
- > Conveyor belt automatic controlled by the movement of the vacuum chamber and the immersion tank
- > Immersion tank has automatic water level and temperature control
- > The immersion rack can be removed to clean the immersion tank

#### Optional

- > 1-2 Seal for shrink bags or bi-active seal
- > Gas flush
- > Additional 300m<sup>3</sup> external pump

#### Automatic Packaging Line

- 1 Automatic double chamber vacuum machine
- 2 Conveyor
- 3 Immersion tank
- 4 Exit table

## SPECIFICATIONS A5000

### AUTOMATIC DOUBLE CHAMBER VACUUM MACHINE

	SEAL LENGTH	WORK HEIGHT	USEFUL CHAMBER SIZE (wxdxh)	OUTSIDE DIMENSION (wxdxh)	WEIGHT	STANDARD VOLTAGE*	POWER CONSUMPTION	AIR PRESSURE
A5000 L	2 x 810	910	810 x 680 x 200	2020 x 923 x 1230	525 kg	400-3-50 Hz	5,5 kw	6 bar-100 Ltr p/m
A5000 LL	4 x 810	910	810 x 680 x 200	2020 x 923 x 1230	525 kg	400-3-50 Hz	5,5 kw	6 bar-100 Ltr p/m

### CONVEYOR BELT

	LENGTH	WIDTH	HEIGHT	DIMENSIONS (lxwxh)	WEIGHT	STANDARD VOLTAGE*	POWER CONSUMPTION
CS-HV	2900	630	910	2900 x 630 x 910	160 kg	220-1-50 Hz	800 W

### IMMERSION TANK

	WATER CONTENT	IMMERSION PLATFORM	IMMERSION DEPTH	DIMENSIONS (wxdxh)	WEIGHT	STANDARD VOLTAGE*	POWER CONSUMPTION
ADT-HV 60/80	175 Ltr	800 x 560	250	954 x 920 x 1698	255 kg	400-3-50 Hz	18 Kw option 30 Kw

### EXIT TABLE

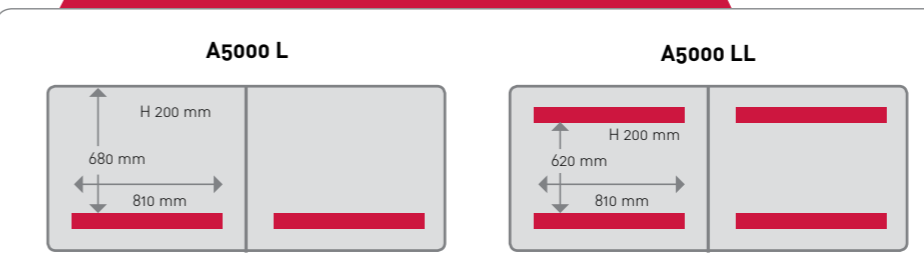
	DIMENSIONS (lxwxh)
EXIT TABLE	1265 x 630 x 850

Dimensions in mm \*Machines can be supplied with all worldwide voltages applicable

## OPTIONS A5000

	DIGITAL TIME CONTROL	SENSOR CONTROL	SEAL	SEAL CONFIGURATION	GAS	PUMP CAPACITY M <sup>3</sup>	CYCLE TIME
A5000 L	10 programs	sensor/H <sub>2</sub> O	double/trenn/1-2/bi active	L&L	gas	1 or 2 x 300 m <sup>3</sup>	30 sec
A5000 LL	10 programs	sensor/H <sub>2</sub> O	double/trenn/1-2/bi active	2x L&L	gas	1 or 2 x 300 m <sup>3</sup>	30 sec

## SEAL CONFIGURATIONS A5000





## TURBOVAC TRAY SEALERS:

LOW INVESTMENT, EASY PROGRAMMING AND VERY FLEXIBLE...

### Perfect for restaurants, hospitality branch, food stalls and caterers.

The Turbovac TPS tray sealing machines are designed for packing food products under MAP-conditions. Low investment, easy programming and flexibility explain the popularity of these machines. The mould sets can be easily changed without the need of tools because of the unique "easy mould change system". The fully automatic sensor controls vacuum and gas injection to create the perfect atmosphere inside the package.



TRAY SEALER TPS XL

"FLEXIBLE & EASY TO USE"



TRAY SEALER TPS MINI

## SPECIFICATIONS TRAY SEALERS

	MACHINE DIMENSION	WORK HEIGHT	PUMP	CYCLE TIME	VOLTAGE*	POWER CONSUMPTION	AIR PRESSURE REQUIRED	WEIGHT
<b>TPS XL</b>	580 x 730 x 1300	850	21 m <sup>3</sup>	25-30 sec	400V-3-50 Hz	1,5 kW	6bar -20 ltr p. min	150 kg
<b>TPS MINI</b>	380 x 640 x 670	table top	8 m <sup>3</sup>	25-30 sec	400V-3-50 Hz	0,45 kW	6bar -20 ltr p. min	50 kg

	MAX DIMENSION TRAY	MAX HEIGHT TRAY	MAX WIDTH FILM	MAX DIAMETER FILM ROLL
<b>TPS XL</b>	395 x 290	100	400	250
<b>TPS MINI</b>	366 x 180	50	265	250

Dimensions in mm \*Machines can be supplied with all worldwide voltages applicable

## MAXIMUM TRAY DIMENSIONS

MOULD CONFIGURATION	TPS MINI (LXDXH)	TPS XL (LXDXH)	
1:1	265 x 180 x 50	395 x 290 x 120	
1:2	180 x 120 x 50	195 x 290 x 120	
2:1	265 x 80 x 50	395 x 140 x 120	
4:1	180 x 80 x 50	195 x 140 x 120	
1 x round	Ø 165	Ø 290	
2 x round	Ø 120	Ø 195	

Dimensions in mm

## OPTIONS TPS XL

- > 40 m<sup>3</sup> Vacuum pump
- > 21 m<sup>3</sup> Oxygen protected vacuum pump
- > Compressor
- > Film rewinding system
- > Liquid filter
- > Side table set

## TURBOVAC TRAY SEALERS:

EASY AND QUICK MOULD CHANGE, EASY ACCESS,  
EASY TO CLEAN

“PACKAGING OF MEAT, VEGETABLES, FRUIT, READY MADE MEALS PORTIONED IN PRACTICAL TRAYS WITH A PROFESSIONAL PRESENTATION”

The TPS 1000 and TPS 2000 are especially designed for easy and fast mould changes which consists off relatively light components. The transparant cover allows quick and full access for the mould change, loading and guiding the film and thorough cleaning of the machine. The TPS 2000 has 2 moulds which doubles the production capacity compared to the TPS 1000 or adds flexibility with the installation of 2 different moulds. This only requires changing the settings at the control panel for switching to a different tray dimension. The TPS range can be equipped with a special oxygen Busch pump for gasflush > 21% and photocell for centering printed film. The loading area can be extended, the exit belt can be motorized and the control unit has connections for auxiliary equipment.

TRAY SEALER TPS 2000



## SPECIFICATIONS TRAY SEALERS

	MACHINE DIMENSION	WORK HEIGHT	PUMP	CYCLE TIME	VOLTAGE*	POWER CONSUMPTION	AIR PRESSURE REQUIRED	WEIGHT
<b>TPS 1000</b>	3400 x 1100 x 1500	850	100 m <sup>3</sup>	10-15 sec	400V-3-50Hz	6 kW	6 bar	950 kg
<b>TPS 2000</b>	4600 x 1100 x 1500	850	160 m <sup>3</sup>	10-15 sec	400V-3-50 Hz	10 kW	6 bar	1100 kg

	MAX DIMENSION TRAY	MAX HEIGHT TRAY	MAX WIDTH FILM	MAX DIAMETER FILM ROLL	CORE DIAMETER FILM ROLL
<b>TPS 1000</b>	424 x 266	130	480	440	76
<b>TPS 2000</b>	2 moulds: 424 x 266	130	480	440	76

Dimensions in mm \*Machines can be supplied with all worldwide voltages applicable

## MAXIMUM TRAY DIMENSIONS

MOULD CONFIGURATION TPS 1000 & TPS 2000 (LXDxH)		
1:1	424 x 266 x 130	
1:2	209,5 x 266 x 130	
1:3	127 x 266 x 130	
1:4	90 x 266 x 130	
1 x round	Ø 336	
2 x round	Ø 209,5	
3 x round	Ø 127	
4 x round	Ø 90,25	

Dimensions in mm

## OPTIONS TRAY SEALER

- > 100 m<sup>3</sup> Oxygen protected vacuum pump
- > Motorized exit belt
- > Additional loading area, per meter

## TURBOVAC THERMOFORMERS:

### WORLDCLASS THERMOFORMER FOR FLEXIBLE AND RIGID FILM

- > **Film widths: 285 - 320 - 355 - 420 mm**
- > **Strokes: 240 - 270 - 300 mm**

The range of thermoformers has been designed to satisfy the requirements of small to medium size processing operations that require the best value for their money in performance, hygiene, quality, reliability, serviceability and durability. The intuitive, user friendly control system makes programming easy, provides relevant management information and safeguards proper operation. All parts are very accessible for easy service and cleaning. The uncompromising choice of quality materials and design makes us proud to be able to offer this range of thermoformers.



#### Standard

- > Display prepared for remote connection and control through Ethernet; for example for software updates
- > Synchronisation for peripheral devices such as a labeler, printer, filler or loading robot
- > Control cabinet heating to prevent condensation on electrical circuits

#### Optional

	1	2	3
> Length	3000		
> Pump	63 m <sup>3</sup>	100 m <sup>3</sup>	160 m <sup>3</sup>
> Gas	Inert	Oxygen	
> Exit Conveyor	Rollers	Powered chain belt	
> Film	Print sensor	Euro hole	

## SPECIFICATIONS THERMOFORMER

	MACHINE LENGTH	MACHINE WIDTH	MACHINE HEIGHT	VOLTAGE*	POWER CONSUMPTION	AIR	WATER
<b>TH 285/320/355</b>	3500	727	1708	400V-3-50Hz	7,5 kW	6 bar 200 Ltr/min	2,1Ltr/min 1,5 bar
<b>TH 420</b>	3500	792	1708	400V-3-50 Hz	7,5 kW	6 bar 200 Ltr/min	2,1Ltr/min 1,5 bar
	FILM THICKNESS	MAX DEPTH					
FLEXIBLE FILM	< 300 µm	95					
RIGID FILM	Ca. 300-400 µm	60					
SKIN PACK	x	20					

Dimensions in mm \*Machines can be supplied with all worldwide voltages applicable

## MODELS THERMOFORMERS

MODEL	WIDTH	STROKE	LOADING AREA
TH 285-240	285	240	1400
TH 285-270	285	270	1300
TH 285-300	285	300	1100
TH 320-240	320	240	1400
TH 320-270	320	270	1300
TH 320-300	320	300	1100
TH 355-240	355	240	1400
TH 355-270	355	270	1300
TH 355-300	355	300	1100
TH 420-240	420	240	1400
TH 420-270	420	270	1300
TH 420-300	420	300	1100

Dimensions in mm



## IMMERSION TANKS

### FOR SHRINK PACKAGES

- > Full stainless steel immersion tanks for shrink packages
- > Immersion platform with rollers for easily loading and unloading
- > Automatic water level and temperature control
- > Wheels for added flexibility



HV 40/60

### SPECIFICATIONS IMMERSION TANKS

	WATER CONTENT	IMMERSION PLATFORM	IMMERSION DEPTH	DIMENSIONS (wxdxh)	STANDARD VOLTAGE*	POWER CONSUMPTION	WEIGHT
<b>HV 40/60</b>	70 Ltr	570 x 400	250	700 x 620 x 1550	400-3-50 Hz	9 kW	105 kg
<b>HV 55/75</b>	140 Ltr	730 x 535	250	1018 x 755 x 1550	400-3-50 Hz	14 kW	135 kg

Dimensions in mm \*Machines can be supplied with all worldwide voltages applicable

### CONVERSION TABLE OLD & NEW

	TURBOVAC NEW	TURBOVAC OLD
<b>TRANSPARENT COVER &amp; STAINLESS STEEL CHAMBER</b>		
<b>TABLE TOP</b>	<b>S20</b>	120STE ECO 140STE ECO
<b>TABLE TOP</b>	<b>S30</b>	160STE 320-ST
<b>TABLE TOP</b>	<b>S40</b>	180-ST (440ST) 420-ST 430-STE
<b>TABLE TOP</b>	<b>S50</b>	450-STE
<b>TRANSPARENT COVER &amp; STAINLESS STEEL CHAMBER</b>		
<b>MOBILE</b>	<b>M10</b>	470-ST 530-STE
<b>MOBILE</b>	<b>M20</b>	520-ST 590-STE
<b>MOBILE</b>	<b>M30</b>	450-STE MOBILE VERSION
<b>STAINLESS STEEL COVER &amp; FLAT WORKING SURFACE</b>		
<b>MOBILE</b>	<b>M40</b>	580-STE
<b>MOBILE</b>	<b>M50</b>	880-STE
<b>MOBILE</b>	<b>M60</b>	880-STE XL
<b>ALUMINUM COVER &amp; CHAMBER</b>		
<b>MOBILE</b>	<b>M70</b>	SB-520
<b>MOBILE</b>	<b>M80</b>	SB-820
<b>DOUBLE CHAMBER</b>	<b>L10</b>	700-STE XL
<b>DOUBLE CHAMBER</b>	<b>L30</b>	900-STE XL 950-STE XL
<b>DOUBLE CHAMBER</b>	<b>L40</b>	1000-STE XL
<b>DOUBLE CHAMBER</b>	<b>L60</b>	SB-620
<b>AUTOMATIC LINE</b>	No changes	A5000
<b>IMMERSION TANK</b>	No changes	HV 50/75
<b>IMMERSION TANK</b>	No changes	HV 40/60
<b>TRAY SEALER</b>	No changes	TPS Mini
<b>TRAY SEALER</b>	No changes	TPS XL
<b>TRAY SEALER</b>	No changes	TPS 1000
<b>TRAY SEALER</b>	No changes	TPS 2000
<b>THERMOFORMER</b>	No changes	TH FLEX
<b>THERMOFORMER</b>	No changes	TH RIGID